



Dr Tedros Ghebreyesus
Director General
World Health Organisation
Geneva

November 28th 2018

Dear Dr Tedros,

Antifungal resistance in airborne fungi and azole use in agriculture

For several decades, we have seen the parallel use of triazole compounds for clinical medicine and as fungicides for crop protection. In medicine, the triazole antifungal drug itraconazole was the first orally active compound for aspergillosis, and numerous other life-threatening fungal diseases, notably the endemic mycoses¹. Furthermore, other triazole drugs like voriconazole, posaconazole, and the recently launched isavuconazole, are the most clinically effective agents for treatment of invasive aspergillosis, transforming the outcome of leukaemia and transplant patients².

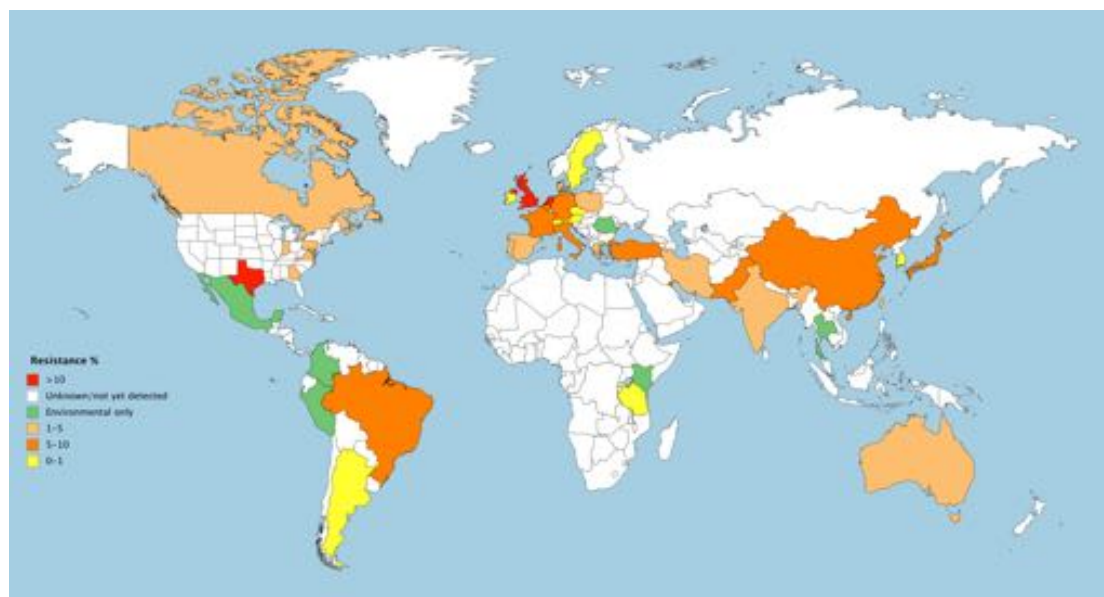
In 2007, alarming reports from Manchester and Nijmegen described increasing azole resistance in *Aspergillus fumigatus*, the most important airborne mould pathogen and allergen worldwide³. Broadly, two circumstances lead to the growing resistance problem. Firstly, in the environment, strains highly resistant to azole and triazoles emerged rapidly as a consequence of the widespread use of azole fungicides. Such strains are characterised by two principle genetic signatures (TR₃₄/L98H and TR₄₆/Y121F/T289A). Secondly, in patients on long term therapy, strains acquire a variety of resistance mechanisms including target site mutations, increased target copy number, efflux and other mechanisms still being described.

A recent cohort study showed that the mortality in voriconazole-resistant invasive aspergillosis was 20% to 30% higher than in patients with voriconazole-susceptible disease, indicating that the major advances in survival of patients through azole-based therapy are completely lost in resistant cases⁴. The survival of patients with resistance was the lowest of all comparators. Those with chronic and allergic aspergillosis become untreatable. Fortunately person-to-person transmission of *A. fumigatus* is barely described despite the fact that all infections are acquired through inhalation.

Environmentally derived resistant strains of *A. fumigatus* remain the greatest global threat to human health. The TR₃₄/L98H and TR₄₆/Y121F/T289A mutations have been repeatedly documented in isolates in the environment from numerous countries covering five continents. This is shown in the map below and described in detail in an international study, published in 2015⁵. *Aspergilli* are ubiquitous and easily spread by air currents and as fomites. In some areas resistance is reaching levels that have prompted some centres to move away from azoles as a sole first line therapeutic, with high cost combination and/or less effective agents being

used. Of note, in many countries the resistance frequency is unknown, as susceptibility testing of moulds is not routinely performed.

Figure. Countries in which azole resistance in *A. fumigatus* has been described. The colours represent countries that have reported resistance in clinical isolates and indicate average resistance frequency; all of these also reported environmental resistance. Green represents countries that only report environmental resistance. (2018; image in press with Clin Microbiol Rev).



The greatest concern is the worsening of the current situation, as new azole resistance mutations continue to emerge in the environment; most recently TR₉₈/Y121F/T289A and TR₁₃₈/Y121F/T289A mutations have been found in environmental and clinical samples in the Netherlands and other countries in northern Europe. If action is not taken there is a realistic probability that the azole class will be lost for clinical use.

There is a substantial body of circumstantial evidence that the use of five azole fungicides is primarily responsible for this problem, at least in Europe. Much of this data is summarised in the European Centres for Disease Control report (2013)⁶, and supported by subsequent studies from individual countries^{5,7,8}. Agricultural fungicide remains the primary driver of resistance, although the careless disposal of bioactive synthesis intermediates of azoles could contribute to the problem. Detection of azoles in water and other environments is well documented.

To help protect medically-important triazoles, a reduction of usage of these triazole fungicides is necessary. There are multiple uses of fungicides which do not contribute to food sustainability and independence, including the flower and bulb/seed industry, fencing and gypsum plasterboard, antifungal preparations for consumers wanting to eradicate fungi from households and luxury crops, such as soft fruits and vines. A phased withdrawal from these markets would be welcome, and would reduce AMR pressure and specifically the development and spread of multi-azole and pan-azole resistance.

To help retain the class of medically-important azoles immediate action is required. Key is a reduction of usage of these triazole fungicides. This could be a voluntary withdrawal from some or all fungicide market segments.

Additionally, the following steps should be considered:

1. To prove the relation between azole fungicides use and resistance selection in *A. fumigatus* and investigate which factors are critical to resistance selection. It is highly likely that the application of fungicides and management of composting of fungicide-exposed waste are important drivers of resistance selection in *A. fumigatus*, effectively collateral damage of major importance for human health. Insights in these factors will allow evidence-based strategies aimed at substitution of azoles by other compounds or changes to waste and compost management that reduce the risk for new mutations to emerge and/or the spread of existing mutations.
2. To set up an international network for surveillance of resistance to antifungal drugs for the main human fungal pathogens in designated Reference Laboratories across the world (human and environmental strains). GLASS has not included *Aspergillus* in its program.
3. As *A. fumigatus* is not a plant pathogen, the emergence of resistance is an unintended side effect of the agricultural application of fungicides. The authorization procedure for new fungicides should include testing for activity against non-target fungi such as *A. fumigatus*, that are known to cause infections in humans.
4. New antifungal drugs with novel chemistries and modes of action in clinical development and/or commercially launched after regulatory approval should never be used as fungicides in agriculture.
5. The importance of antifungal stewardship (rational use, reduction of unnecessary use and substitution by other targets) needs to be emphasised in clinical practice.

As the December 2015 O'Neill report (Antimicrobials in Agriculture and the Environment: Reducing unnecessary use and waste)⁹ articulates so clearly, it is important that future novel antifungals do not follow the same path of dual medical and agricultural use. If the WHO and other national and international agencies were able to reserve such new compounds exclusively for use, this would minimise the likelihood of resistance in environmental isolates of all fungi, but notably *A. fumigatus*. Even new compounds without apparent activity against *Aspergilli* should be included within this restriction, as later chemical analogues, or combination antifungal therapy could be of benefit for human health. The number of patients potentially affected is shown in the table below (annual incidence for invasive aspergillosis, prevalence for chronic and allergic disease)¹⁰.


Aspergillosis	Invasive	Chronic	Allergic
Global Burden	200,000 – 400,000	1.5 M – 3M	6M – 20M
Untreated Mortality	~ 100%	~ 75% / 5 yrs	<1%*
Treated Mortality	30-85%	~ 45% / 5 yrs	<1%
Orphan Drug Designation?	Yes	Yes	No (possible for Cystic Fibrosis)
Responsive to azole antifungals	Yes – optimal therapy	Yes, only long term therapy option	Yes, only long term oral therapy option

* Severe asthma is responsible for 400,000+ deaths annually, and many probably have fungal sensitisation and could respond to antifungal therapy.

There are a number of novel antifungals in clinical development currently, including Olorofim (F901318), Nikkomycin Z, ibrexafungerp (SCY-078), Oteseconazole (VT-1161), VL-2397, APX001 and several others in preclinical development, including BIBM, ASP9726, Biafungin, VT-1129, Ilicicolin H, L365, L743 and L884¹¹. Therefore these considerations are not purely theoretical and need immediate action.

We applaud your efforts to control antimicrobial, including antifungal, resistance. We write on behalf of multiple colleagues focused on this problem across the world and appreciate that is not a simple task, but minimizing current azole resistance frequency and spread and avoidance of future resistance problems would be most welcome.


Sincerely yours,



Professor David W Denning
Chief Executive,
Global Action Fund for Fungal infections
Professor of Infectious Diseases in Global Health
Director, National Aspergillosis Centre
UK



Professor Paul E. Verweij
Professor of Clinical Mycology
Center of Expertise in Mycology Radboudumc/CWZ
Nijmegen,
The Netherlands



Professor Maiken Cavling Arendrup
Head of Unit of Mycology, National reference center for Mycology
Chairman of the EUCAST-AFST
Founder of the NSMM
Statens Serum Institut, Rigshospitalet and Copenhagen University
Denmark



Nigel Lightfoot
Chairman
Global Action Fund for Fungal Infections
Switzerland and UK

References:

1. <http://www.gaffi.org/gaffi-recognises-world-aids-day-by-applying-for-itraconazole-to-be-included-on-essential-medicines-list/>
2. Walsh TJ, Anaissie EJ, Denning DW, Herbrecht R, Kontoyiannis D, Marr KA, Morrison VA, Segal BH, Steinbach WJ, Stevens DA, van Burik J-A, Wingard JR, Patterson TF, Treatment of Aspergillosis: Clinical Practice Guidelines of the Infectious Diseases Society of America (IDSA). *Clin Infect Dis* 2008; 46: 327-60.
3. Verweij PE, Howard SJ, Melchers WJG, Denning DW. Azole-resistance in *Aspergillus*: proposed nomenclature and breakpoints. *Drug Resist Updates* 2009; 12:141-7.
4. Lestrade PP, Bentvelsen RG, Schauwvlieghe AFAD, Schalekamp S, van der Velden WJFM, Kuiper EJ, van Paassen J, van der Hoven B, van der Lee HA, Melchers WJG, de Haan AF, van der Hoeven HL, Rijnders BJA, van der Beek MT, Verweij PE. Voriconazole Resistance and Mortality in Invasive Aspergillosis: A Multicenter Retrospective Cohort Study. *Clin Infect Dis*. 2018 Oct 11. doi: 10.1093/cid/ciy859.
5. van der Linden JW, Arendrup MC, Warris A, Lagrou K, Pelloux H, Hauser PM, Chryssanthou E, Mellado E, Kidd SE, Tortorano AM, Dannaoui E, Gaustad P, Baddley JW, Uekötter A, Lass-Flörl C, Klimko N, Moore CB, Denning DW, Pasqualotto AC, Kibbler C, Arikian-Akdagli S, Andes D, Meletiadis J, Naumiuk L, Nucci M, Melchers WJ, Verweij PE. Prospective multicenter international surveillance of azole resistance in *Aspergillus fumigatus*. *Emerg Infect Dis* 2015;21:1041-4.
6. <http://www.ecdc.europa.eu/en/publications/publications/risk-assessment-impact-environmental-usage-of-triazoles-on-aspergillus-spp-resistance-to-medical-triazoles.pdf>
7. Stensvold CR, Jorgensen, LN, Arendrup MC. Azole-resistant invasive aspergillosis: Relationship to agriculture. *Curr Fungal Infect Rep* 2012;6:178-191.
8. Azevedo MM, Faria-Ramos I, Cruz LC, Pina-Vaz C, Rodrigues AG. Genesis of azole antifungal resistance from agriculture to clinical settings. *J Agric Food Chem* 2015;63:7463-8.
9. O'Neill J, The Review on Antimicrobial Resistance. Antimicrobials in agriculture and the environment: Reducing unnecessary use and waste. <http://amr-review.org/Publications>
10. Global Action Fund for Fungal Infections. '95-95 by 2025' Improving outcomes for patients with fungal infections across the world: A Roadmap for the next decade. May 2015. <http://www.gaffi.org/roadmap/>
11. Denning DW, Bromley MJ. How to bolster a sparse antifungal pipeline. *Science* 2015;347:1414-6.